

ADRG Summary

ADRG	Description	Episodes			Cost	
		Total	Same-day	0.3%	Total	Mean
M01	Major Male Pelvic Procedures	6,637	20	0.3%	\$108,467,640	\$16,343

Summary of statistical performance and splitting criteria

DRG	Categories	Complexity+	RID	RIV	Criteria								
					1a	1b	1c	1e	2a	2b	2a or 2b	3a	4a
DRG V7	2		8.4%	6.3%									
DRG V8	2		9.0%	6.7%	✓	✓	✓	✓	✓	✗	✓	✓	✓

Splitting Logic

DRG V8	If (ECCS >= 2.5) then M01A; else M01B
--------	---------------------------------------

Episode Statistics

DRG	Episodes				% Distribution of episodes				% Distribution of same-day episodes			
	Category 1	Category 2	Category 3	Category 4	Category 1	Category 2	Category 3	Category 4	Category 1	Category 2	Category 3	Category 4
DRG V7	5,331	1,306			80.3%	19.7%						
DRG V8	5,283	1,354			79.6%	20.4%			85.0%	15.0%		

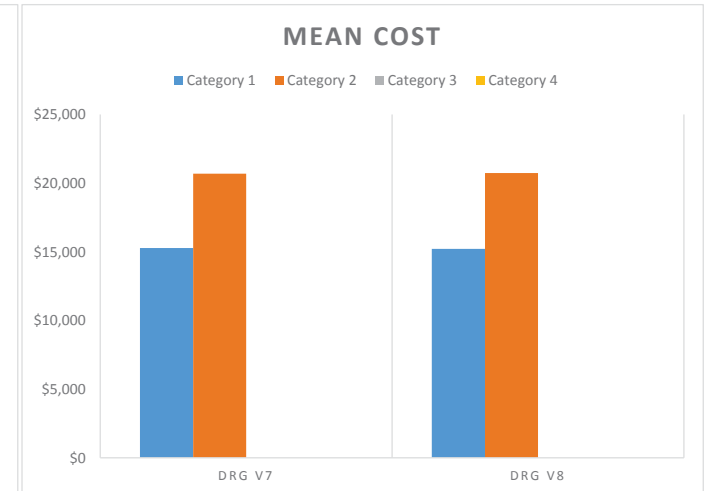
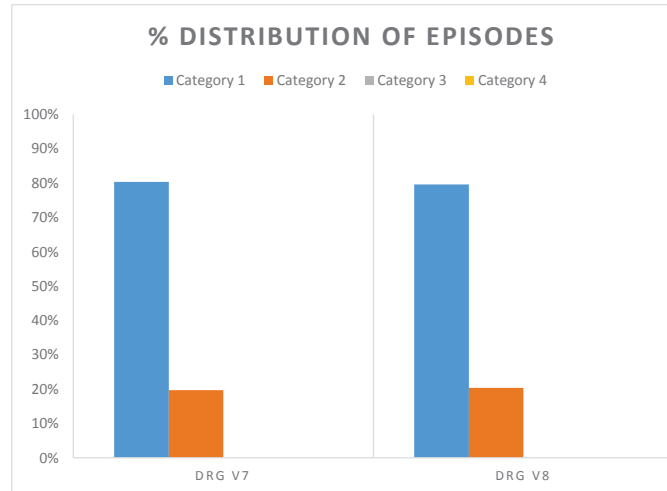
Cost Statistics

DRG	Mean cost				Total cost				Absolute change in mean cost			Relative change in mean cost		
	Category 1	Category 2	Category 3	Category 4	Category 1	Category 2	Category 3	Category 4	Category 1 to 2	Category 2 to 3	Category 3 to 4	Category 1 to 2	Category 2 to 3	Category 3 to 4
DRG V7	\$15,277	\$20,693			\$81,441,979	\$27,025,661			\$5,416			1.35		
DRG V8	\$15,217	\$20,737			\$80,389,624	\$28,078,016			\$5,520			1.36		

Episode distribution cross-tab

DRG	Episodes			
	Category 1	Category 2	Category 3	Category 4
DRG V8	4,977	306		
Category 1				
Category 2	354	1,000		
Category 3				
Category 4				

DRG	% Distribution of Episodes			
	Category 1	Category 2	Category 3	Category 4
DRG V8	93.4%	23.4%		
Category 1				
Category 2	6.6%	76.6%		
Category 3				
Category 4				
Total	100.0%	100.0%		



ADRG Summary

ADRG	Description	Episodes			Cost	
		Total	Same-day	0.8%	Total	Mean
M02	Transurethral Prostatectomy for Reproductive System Disorder	18,307	145	0.8%	\$132,643,865	\$7,246

Summary of statistical performance and splitting criteria

	Categories	Complexity+	RID	RIV	Criteria								
					1a	1b	1c	1e	2a	2b	2a or 2b	3a	4a
DRG V7	2		20.1%	14.4%									
DRG V8	2		22.6%	16.8%	✓	✓	✓	✓	✓	✗	✓	✓	✓

Splitting Logic

DRG V8	If (ECCS >= 3.5) then M02A; else M02B
--------	---------------------------------------

Episode Statistics

	Episodes				% Distribution of episodes				% Distribution of same-day episodes			
	Category 1	Category 2	Category 3	Category 4	Category 1	Category 2	Category 3	Category 4	Category 1	Category 2	Category 3	Category 4
DRG V7	15,850	2,457			86.6%	13.4%						
DRG V8	16,078	2,229			87.8%	12.2%			90.3%	9.7%		

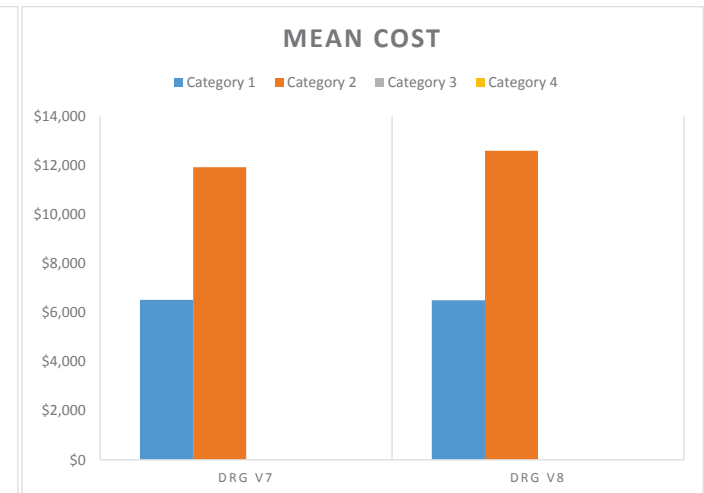
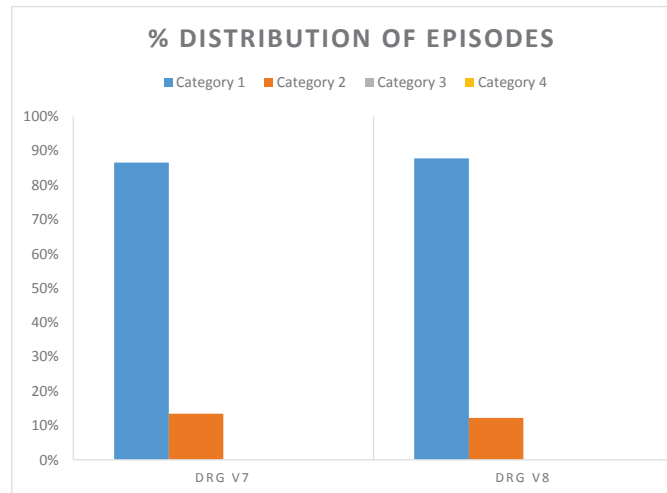
Cost Statistics

	Mean cost				Total cost				Absolute change in mean cost			Relative change in mean cost		
	Category 1	Category 2	Category 3	Category 4	Category 1	Category 2	Category 3	Category 4	Category 1 to 2	Category 2 to 3	Category 3 to 4	Category 1 to 2	Category 2 to 3	Category 3 to 4
DRG V7	\$6,520	\$11,926			\$103,341,965	\$29,301,899			\$5,406			1.83		
DRG V8	\$6,503	\$12,601			\$104,555,546	\$28,088,318			\$6,098			1.94		

Episode distribution cross-tab

	Episodes			
	Category 1	Category 2	Category 3	Category 4
DRG V8				
Category 1	15,285	793		
Category 2	565	1,664		
Category 3				
Category 4				

	% Distribution of Episodes			
	Category 1	Category 2	Category 3	Category 4
DRG V8				
Category 1	96.4%	32.3%		
Category 2	3.6%	67.7%		
Category 3				
Category 4				
Total	100.0%	100.0%		



ADRG Summary

ADRG	Description	Episodes		Cost	
		Total	Same-day	Total	Mean
M03	Penis Procedures	5,378	3,318 (61.7%)	\$24,699,537	\$4,593

Summary of statistical performance and splitting criteria

DRG	Categories	Complexity+	RID	RIV	Criteria								
					1a	1b	1c	1e	2a	2b	2a or 2b	3a	4a
DRG V7	1		0.0%	0.0%									
DRG V8	2		11.7%	7.3%	✓	✓	✓	✓	✓	✗	✓	✓	✓

Splitting Logic

DRG V8	If (ECCS >= 4.5) then M03A; else M03B
--------	---------------------------------------

Episode Statistics

DRG	Episodes				% Distribution of episodes				% Distribution of same-day episodes			
	Category 1	Category 2	Category 3	Category 4	Category 1	Category 2	Category 3	Category 4	Category 1	Category 2	Category 3	Category 4
DRG V7	5,378				100.0%							
DRG V8	4,589	789			85.3%	14.7%			91.5%	8.5%		

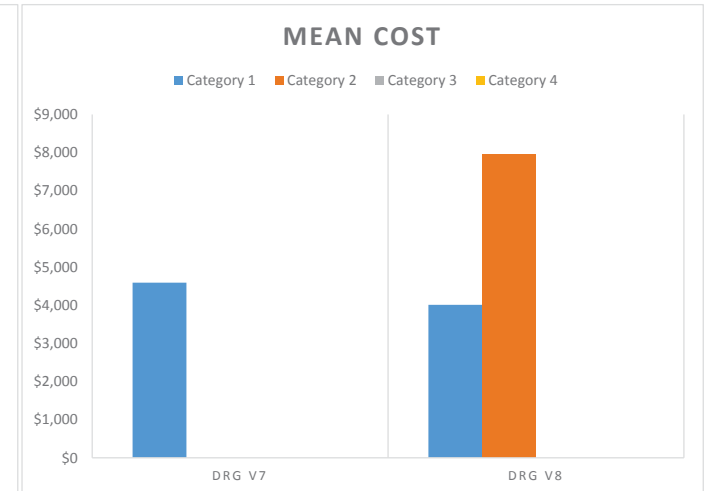
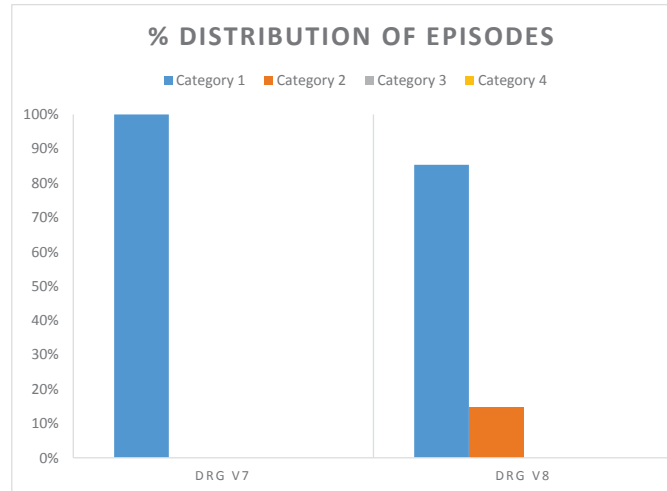
Cost Statistics

DRG	Mean cost				Total cost				Absolute change in mean cost			Relative change in mean cost		
	Category 1	Category 2	Category 3	Category 4	Category 1	Category 2	Category 3	Category 4	Category 1 to 2	Category 2 to 3	Category 3 to 4	Category 1 to 2	Category 2 to 3	Category 3 to 4
DRG V7	\$4,593				\$24,699,537									
DRG V8	\$4,012	\$7,971			\$18,410,699	\$6,288,838			\$3,959			1.99		

Episode distribution cross-tab

DRG	Episodes			
	Category 1	Category 2	Category 3	Category 4
DRG V8	4,589	789		
Category 1	4,589			
Category 2	789			
Category 3				
Category 4				

DRG	% Distribution of Episodes			
	Category 1	Category 2	Category 3	Category 4
DRG V8	85.3%	14.7%		
Category 1	85.3%			
Category 2	14.7%			
Category 3				
Category 4				
Total	100.0%			



ADRG Summary

ADRG	Description	Episodes			Cost	
		Total	Same-day	58.8%	Total	Mean
M04	Testes Procedures	18,567	10,914	58.8%	\$69,202,795	\$3,727

Summary of statistical performance and splitting criteria

	Categories	Complexity+	RID	RIV	Criteria								
					1a	1b	1c	1e	2a	2b	2a or 2b	3a	4a
DRG V7	1		0.0%	0.0%									
DRG V8	1		0.0%	0.0%	✓	✓	✓	✓	✓	✓	✓	✓	✓

Splitting Logic

DRG V8	M04Z
--------	------

Episode Statistics

	Episodes				% Distribution of episodes				% Distribution of same-day episodes			
	Category 1	Category 2	Category 3	Category 4	Category 1	Category 2	Category 3	Category 4	Category 1	Category 2	Category 3	Category 4
DRG V7	18,567				100.0%							
DRG V8	18,567				100.0%				100.0%			

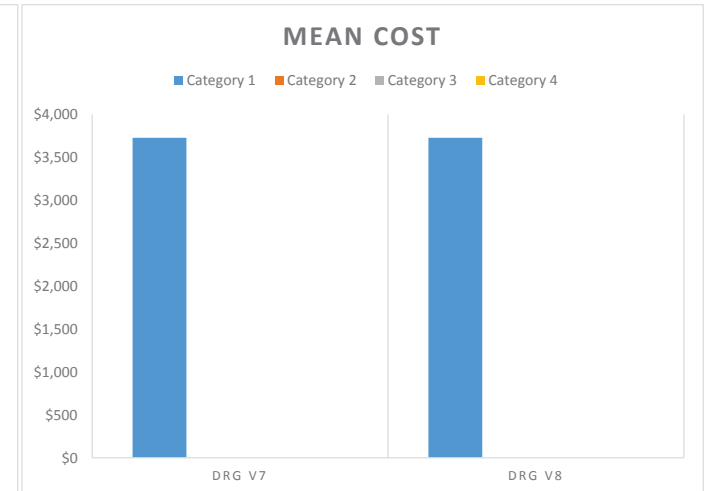
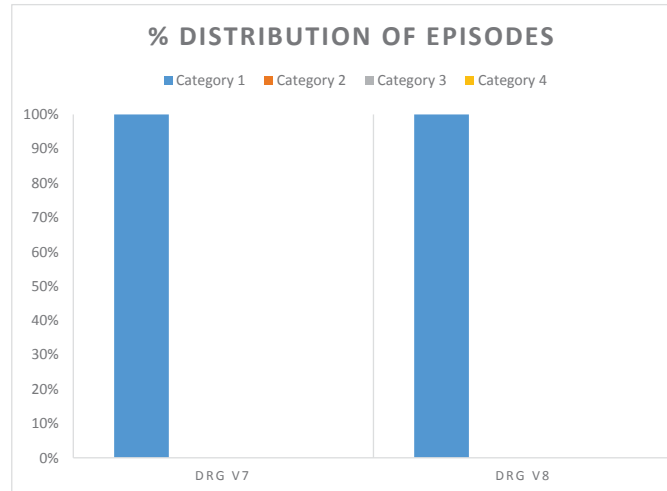
Cost Statistics

	Mean cost				Total cost				Absolute change in mean cost			Relative change in mean cost		
	Category 1	Category 2	Category 3	Category 4	Category 1	Category 2	Category 3	Category 4	Category 1 to 2	Category 2 to 3	Category 3 to 4	Category 1 to 2	Category 2 to 3	Category 3 to 4
DRG V7	\$3,727				\$69,202,795									
DRG V8	\$3,727				\$69,202,795									

Episode distribution cross-tab

	Episodes			
	DRG V7			
DRG V8	Category 1	Category 2	Category 3	Category 4
Category 1	18,567			
Category 2				
Category 3				
Category 4				

	% Distribution of Episodes			
	DRG V7			
DRG V8	Category 1	Category 2	Category 3	Category 4
Category 1	100.0%			
Category 2				
Category 3				
Category 4				
Total	100.0%			



ADRG Summary

ADRG	Description	Episodes			Cost	
		Total	Same-day		Total	Mean
M05	Circumcision	10,046	9,033	89.9%	\$26,114,273	\$2,599

Summary of statistical performance and splitting criteria

DRG	Categories	Complexity+	RID	RIV	Criteria								
					1a	1b	1c	1e	2a	2b	2a or 2b	3a	4a
DRG V7	1		0.0%	0.0%									
DRG V8	1		0.0%	0.0%	✓	✓	✓	✓	✓	✓	✓	✓	✓

Splitting Logic

DRG V8	M05Z
--------	------

Episode Statistics

DRG	Episodes				% Distribution of episodes				% Distribution of same-day episodes			
	Category 1	Category 2	Category 3	Category 4	Category 1	Category 2	Category 3	Category 4	Category 1	Category 2	Category 3	Category 4
DRG V7	10,046				100.0%							
DRG V8	10,046				100.0%				100.0%			

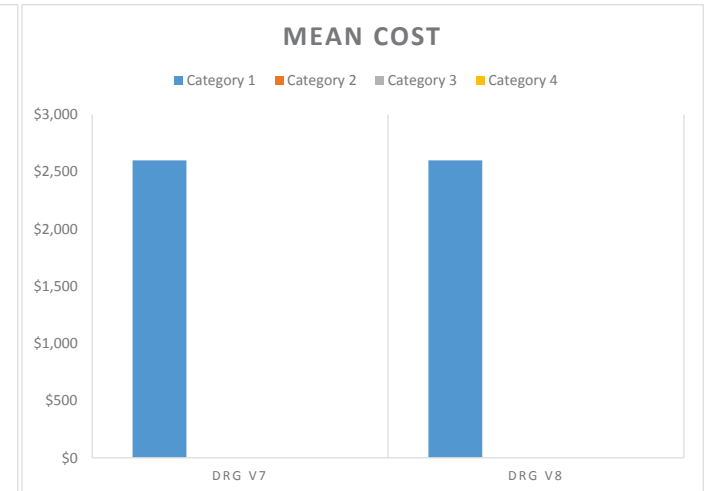
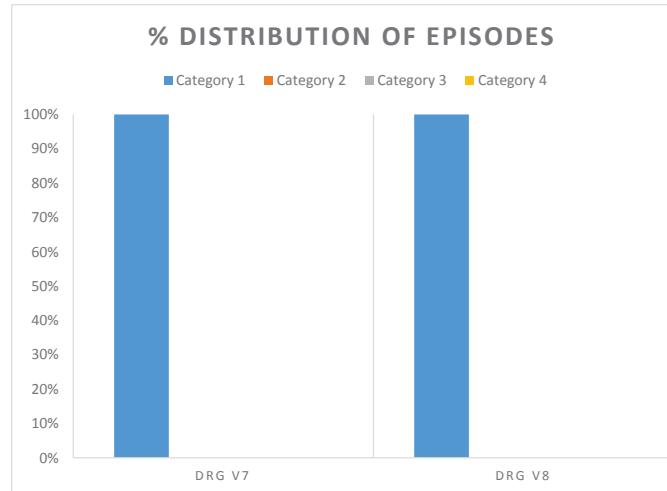
Cost Statistics

DRG	Mean cost				Total cost				Absolute change in mean cost			Relative change in mean cost		
	Category 1	Category 2	Category 3	Category 4	Category 1	Category 2	Category 3	Category 4	Category 1 to 2	Category 2 to 3	Category 3 to 4	Category 1 to 2	Category 2 to 3	Category 3 to 4
DRG V7	\$2,599				\$26,114,273									
DRG V8	\$2,599				\$26,114,273									

Episode distribution cross-tab

DRG V8	Episodes			
	DRG V7			
	Category 1	Category 2	Category 3	Category 4
Category 1	10,046			
Category 2				
Category 3				
Category 4				

DRG V8	% Distribution of Episodes			
	DRG V7			
	Category 1	Category 2	Category 3	Category 4
Category 1	100.0%			
Category 2				
Category 3				
Category 4				
Total	100.0%			



ADRG Summary

ADRG	Description	Episodes			Cost	
		Total	Same-day		Total	Mean
M06	Other Male Reproductive System OR Procedures	3,961	1,984	50.1%	\$26,261,488	\$6,630

Summary of statistical performance and splitting criteria

DRG	Categories	Complexity+	RID	RIV	Criteria								
					1a	1b	1c	1e	2a	2b	2a or 2b	3a	4a
DRG V7	2		13.5%	13.2%									
DRG V8	2		10.9%	9.1%	✓	✓	✓	✓	✓	✓	✓	✓	✓

Splitting Logic

DRG V8	If (ECCS >= 2.5) then M06A; else M06B
--------	---------------------------------------

Episode Statistics

DRG	Episodes				% Distribution of episodes				% Distribution of same-day episodes			
	Category 1	Category 2	Category 3	Category 4	Category 1	Category 2	Category 3	Category 4	Category 1	Category 2	Category 3	Category 4
DRG V7	3,271	690			82.6%	17.4%						
DRG V8	2,950	1,011			74.5%	25.5%			83.9%	16.1%		

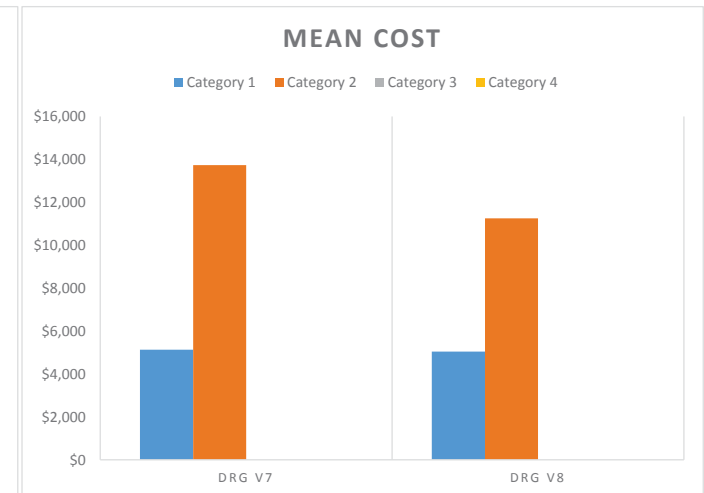
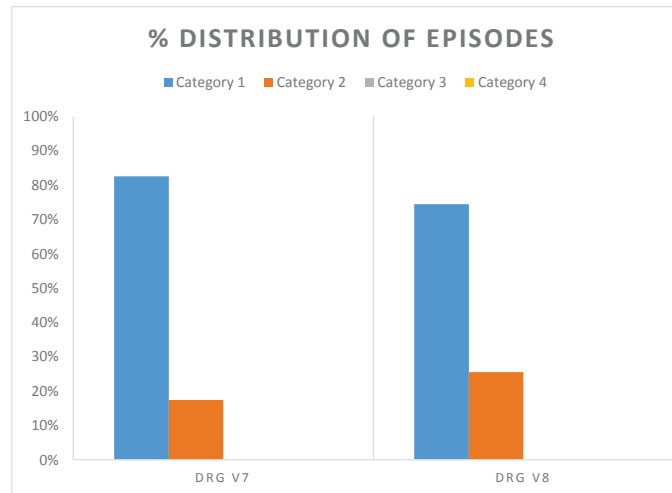
Cost Statistics

DRG	Mean cost				Total cost				Absolute change in mean cost			Relative change in mean cost		
	Category 1	Category 2	Category 3	Category 4	Category 1	Category 2	Category 3	Category 4	Category 1 to 2	Category 2 to 3	Category 3 to 4	Category 1 to 2	Category 2 to 3	Category 3 to 4
DRG V7	\$5,132	\$13,733			\$16,785,971	\$9,475,516			\$8,601			2.68		
DRG V8	\$5,047	\$11,250			\$14,887,348	\$11,374,140			\$6,204			2.23		

Episode distribution cross-tab

DRG	Episodes			
	Category 1	Category 2	Category 3	Category 4
DRG V8				
Category 1	2,760	190		
Category 2	511	500		
Category 3				
Category 4				

DRG	% Distribution of Episodes			
	Category 1	Category 2	Category 3	Category 4
DRG V8				
Category 1	84.4%	27.5%		
Category 2	15.6%	72.5%		
Category 3				
Category 4				
Total	100.0%	100.0%		



ADRG Summary

ADRG	Description	Episodes			Cost	
		Total	Same-day	100.0%	Total	Mean
M40	Cystourethroscopy for Male Reproductive System Disorder, Sameday	5,688	5,688	100.0%	\$6,759,535	\$1,188

Summary of statistical performance and splitting criteria

DRG	Categories	Complexity+	RID	RIV	Criteria								
					1a	1b	1c	1e	2a	2b	2a or 2b	3a	4a
DRG V7	1		0.0%	0.0%									
DRG V8	1		0.0%	0.0%	✓	✓	✓	✓	✓	✓	✓	✓	✓

Splitting Logic

DRG V8	M40Z
--------	------

Episode Statistics

DRG	Episodes				% Distribution of episodes				% Distribution of same-day episodes			
	Category 1	Category 2	Category 3	Category 4	Category 1	Category 2	Category 3	Category 4	Category 1	Category 2	Category 3	Category 4
DRG V7	5,688				100.0%							
DRG V8	5,688				100.0%				100.0%			

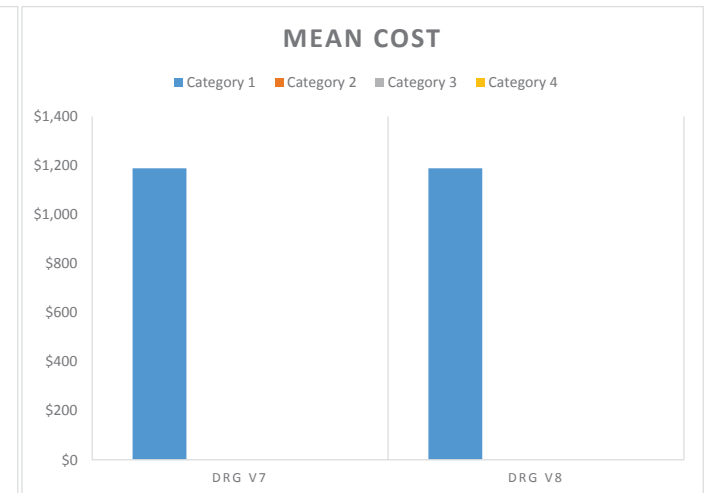
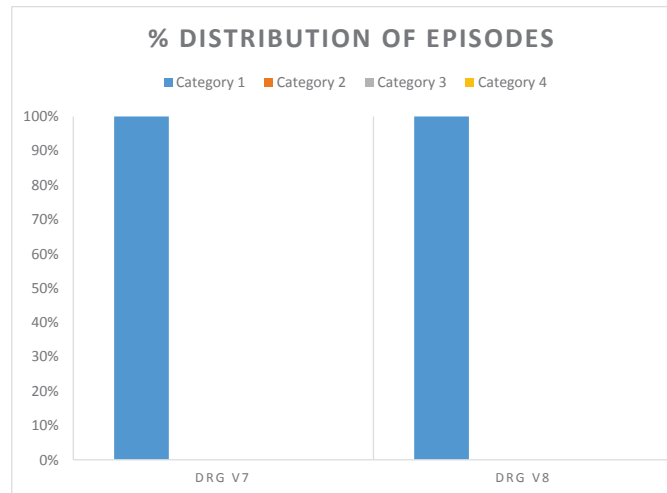
Cost Statistics

DRG	Mean cost				Total cost				Absolute change in mean cost			Relative change in mean cost		
	Category 1	Category 2	Category 3	Category 4	Category 1	Category 2	Category 3	Category 4	Category 1 to 2	Category 2 to 3	Category 3 to 4	Category 1 to 2	Category 2 to 3	Category 3 to 4
DRG V7	\$1,188				\$6,759,535									
DRG V8	\$1,188				\$6,759,535									

Episode distribution cross-tab

DRG V8	Episodes			
	Category 1	Category 2	Category 3	Category 4
Category 1	5,688			
Category 2				
Category 3				
Category 4				

DRG V8	% Distribution of Episodes			
	Category 1	Category 2	Category 3	Category 4
Category 1	100.0%			
Category 2				
Category 3				
Category 4				
Total	100.0%			



ADRG Summary

ADRG	Description	Episodes		Cost	
		Total	Same-day	Total	Mean
M60	Male Reproductive System Malignancy	13,762	10,165 (73.9%)	\$45,340,300	\$3,295

Summary of statistical performance and splitting criteria

DRG	Categories	Complexity+	RID	RIV	Criteria									
					1a	1b	1c	1e	2a	2b	2a or 2b	3a	4a	
DRG V7	2		35.2%	21.1%										
DRG V8	2		46.2%	25.0%	✓	✓	✓	✓	✓	✓	✓	✓	✓	✓

Splitting Logic

DRG V8	If (ECCS >= 2.5) then M60A; else M60B
--------	---------------------------------------

Episode Statistics

DRG	Episodes				% Distribution of episodes				% Distribution of same-day episodes			
	Category 1	Category 2	Category 3	Category 4	Category 1	Category 2	Category 3	Category 4	Category 1	Category 2	Category 3	Category 4
DRG V7	11,397	2,365			82.8%	17.2%						
DRG V8	10,863	2,899			78.9%	21.1%			96.4%	3.6%		

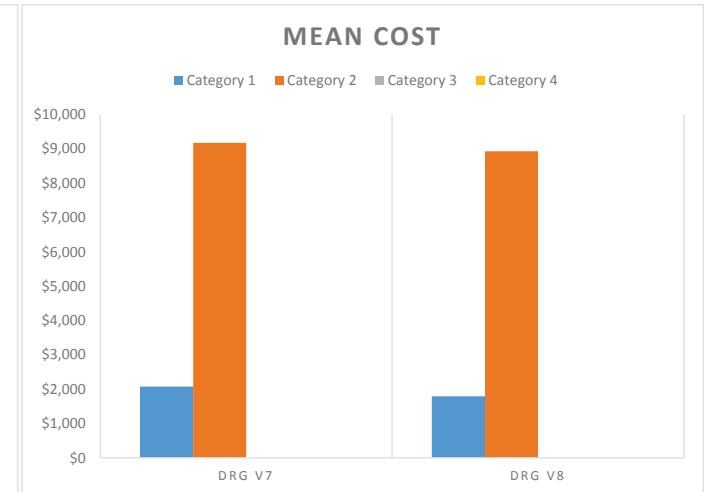
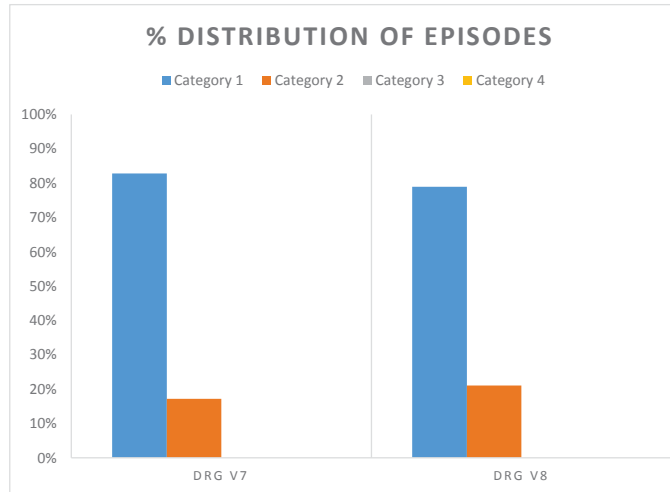
Cost Statistics

DRG	Mean cost				Total cost				Absolute change in mean cost			Relative change in mean cost		
	Category 1	Category 2	Category 3	Category 4	Category 1	Category 2	Category 3	Category 4	Category 1 to 2	Category 2 to 3	Category 3 to 4	Category 1 to 2	Category 2 to 3	Category 3 to 4
DRG V7	\$2,075	\$9,171			\$23,650,947	\$21,689,353			\$7,096			4.42		
DRG V8	\$1,791	\$8,930			\$19,451,981	\$25,888,319			\$7,139			4.99		

Episode distribution cross-tab

DRG	Episodes			
	Category 1	Category 2	Category 3	Category 4
DRG V8	10,457	406		
Category 1	940	1,959		
Category 2				
Category 3				
Category 4				

DRG	% Distribution of Episodes			
	Category 1	Category 2	Category 3	Category 4
DRG V8	91.8%	17.2%		
Category 1	8.2%	82.8%		
Category 2				
Category 3				
Category 4				
Total	100.0%	100.0%		



ADRG Summary

ADRG	Description	Episodes		Cost	
		Total	Same-day	Total	Mean
M61	Benign Prostatic Hypertrophy	4,027	2,673 (66.4%)	\$10,519,195	\$2,612

Summary of statistical performance and splitting criteria

DRG	Categories	Complexity+	RID	RIV	Criteria								
					1a	1b	1c	1e	2a	2b	2a or 2b	3a	4a
DRG V7	2		26.1%	21.5%									
DRG V8	2		30.2%	26.7%	✓	✓	✓	✓	✓	✓	✓	✓	✓

Splitting Logic

DRG V8	If (ECCS >= 3.5) then M61A; else M61B
--------	---------------------------------------

Episode Statistics

DRG	Episodes				% Distribution of episodes				% Distribution of same-day episodes			
	Category 1	Category 2	Category 3	Category 4	Category 1	Category 2	Category 3	Category 4	Category 1	Category 2	Category 3	Category 4
DRG V7	3,178	849			78.9%	21.1%						
DRG V8	3,277	750			81.4%	18.6%			96.6%	3.4%		

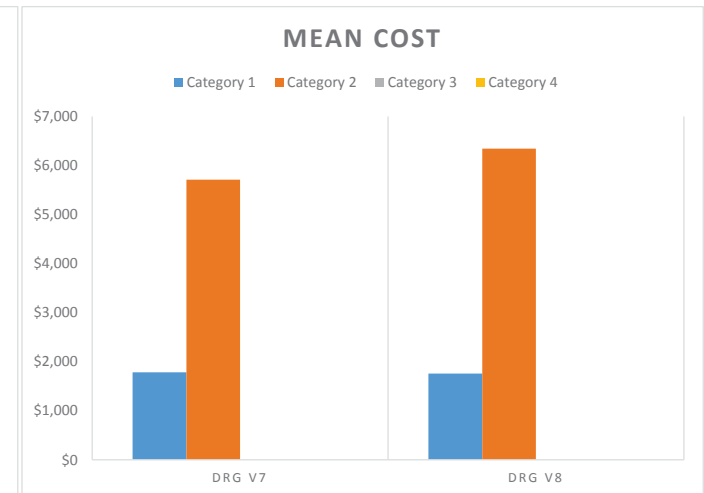
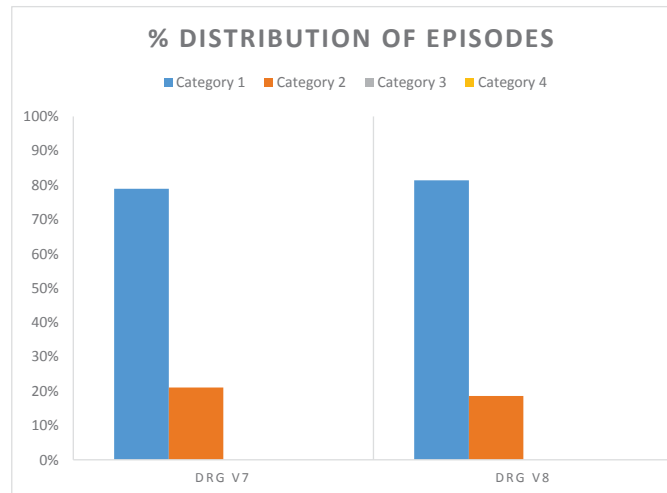
Cost Statistics

DRG	Mean cost				Total cost				Absolute change in mean cost			Relative change in mean cost		
	Category 1	Category 2	Category 3	Category 4	Category 1	Category 2	Category 3	Category 4	Category 1 to 2	Category 2 to 3	Category 3 to 4	Category 1 to 2	Category 2 to 3	Category 3 to 4
DRG V7	\$1,785	\$5,710			\$5,671,474	\$4,847,721			\$3,925			3.20		
DRG V8	\$1,758	\$6,343			\$5,762,172	\$4,757,023			\$4,584			3.61		

Episode distribution cross-tab

DRG	Episodes			
	Category 1	Category 2	Category 3	Category 4
DRG V8	2,983	294		
Category 1	2,983	294		
Category 2	195	555		
Category 3				
Category 4				

DRG	% Distribution of Episodes			
	Category 1	Category 2	Category 3	Category 4
DRG V8	93.9%	34.6%		
Category 1	93.9%	34.6%		
Category 2	6.1%	65.4%		
Category 3				
Category 4				
Total	100.0%	100.0%		



ADRG Summary

ADRG	Description	Episodes		Cost	
		Total	Same-day	Total	Mean
M62	Male Reproductive System Inflammation	10,787	2,462 (22.8%)	\$38,614,070	\$3,580

Summary of statistical performance and splitting criteria

DRG	Categories	Complexity+	RID	RIV	Criteria								
					1a	1b	1c	1e	2a	2b	2a or 2b	3a	4a
DRG V7	2		13.9%	11.6%									
DRG V8	2		16.4%	15.3%	✓	✓	✓	✓	✓	✓	✓	✓	✓

Splitting Logic

DRG V8	If (ECCS >= 3.5) then M62A; else M62B
--------	---------------------------------------

Episode Statistics

DRG	Episodes				% Distribution of episodes				% Distribution of same-day episodes			
	Category 1	Category 2	Category 3	Category 4	Category 1	Category 2	Category 3	Category 4	Category 1	Category 2	Category 3	Category 4
DRG V7	8,137	2,650			75.4%	24.6%						
DRG V8	8,800	1,987			81.6%	18.4%			96.3%	3.7%		

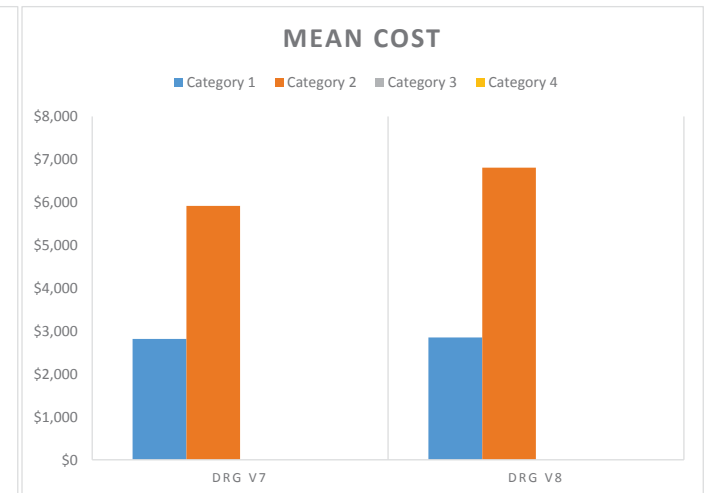
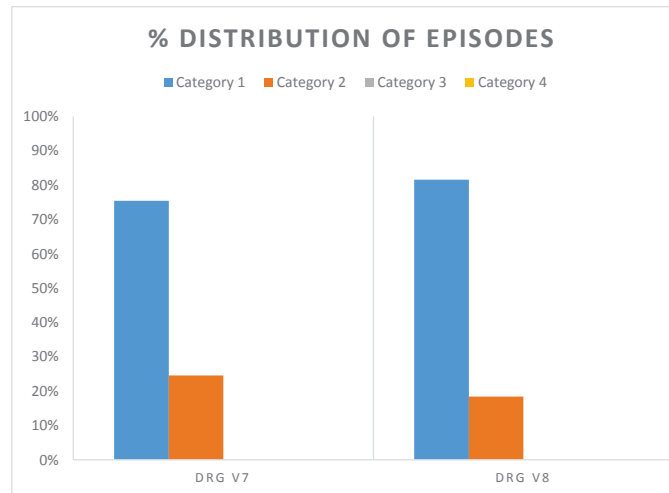
Cost Statistics

DRG	Mean cost				Total cost				Absolute change in mean cost			Relative change in mean cost		
	Category 1	Category 2	Category 3	Category 4	Category 1	Category 2	Category 3	Category 4	Category 1 to 2	Category 2 to 3	Category 3 to 4	Category 1 to 2	Category 2 to 3	Category 3 to 4
DRG V7	\$2,819	\$5,917			\$22,934,902	\$15,679,169			\$3,098			2.10		
DRG V8	\$2,851	\$6,805			\$25,091,973	\$13,522,097			\$3,954			2.39		

Episode distribution cross-tab

DRG V8	Episodes			
	DRG V7			
	Category 1	Category 2	Category 3	Category 4
Category 1	7,564	1,236		
Category 2	573	1,414		
Category 3				
Category 4				

DRG V8	% Distribution of Episodes			
	DRG V7			
	Category 1	Category 2	Category 3	Category 4
Category 1	93.0%	46.6%		
Category 2	7.0%	53.4%		
Category 3				
Category 4				
Total	100.0%	100.0%		



ADRG Summary

ADRG	Description	Episodes			Cost	
		Total	Same-day	99.5%	Total	Mean
M63	Male Sterilisation Procedures	8,688	8,647	99.5%	\$15,149,340	\$1,744

Summary of statistical performance and splitting criteria

DRG	Categories	Complexity+	RID	RIV	Criteria								
					1a	1b	1c	1e	2a	2b	2a or 2b	3a	4a
DRG V7	1		0.0%	0.0%									
DRG V8	1		0.0%	0.0%	✓	✓	✓	✓	✓	✓	✓	✓	✓

Splitting Logic

DRG V8	M63Z
--------	------

Episode Statistics

DRG	Episodes				% Distribution of episodes				% Distribution of same-day episodes			
	Category 1	Category 2	Category 3	Category 4	Category 1	Category 2	Category 3	Category 4	Category 1	Category 2	Category 3	Category 4
DRG V7	8,688				100.0%							
DRG V8	8,688				100.0%				100.0%			

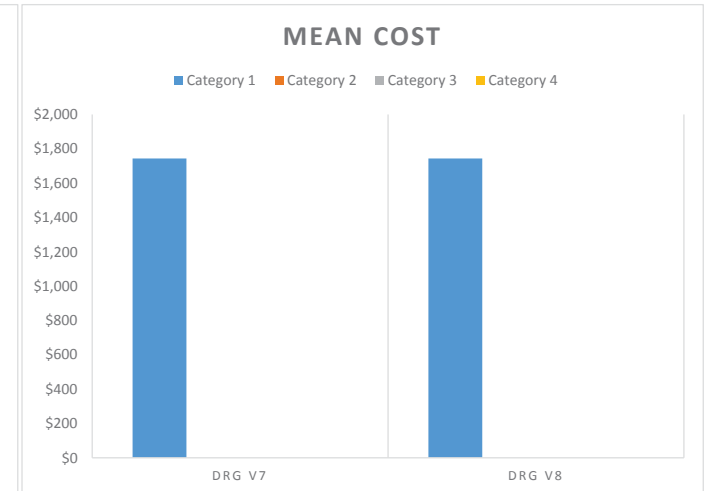
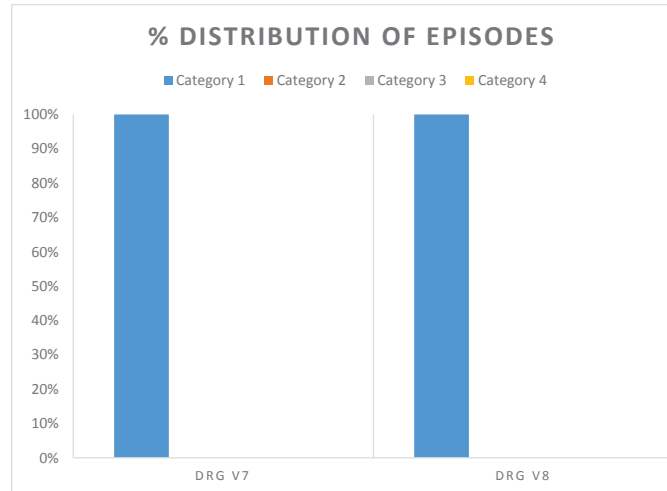
Cost Statistics

DRG	Mean cost				Total cost				Absolute change in mean cost			Relative change in mean cost		
	Category 1	Category 2	Category 3	Category 4	Category 1	Category 2	Category 3	Category 4	Category 1 to 2	Category 2 to 3	Category 3 to 4	Category 1 to 2	Category 2 to 3	Category 3 to 4
DRG V7	\$1,744				\$15,149,340									
DRG V8	\$1,744				\$15,149,340									

Episode distribution cross-tab

DRG	Episodes			
	Category 1	Category 2	Category 3	Category 4
DRG V8	8,688			
Category 1	8,688			
Category 2				
Category 3				
Category 4				

DRG	% Distribution of Episodes			
	Category 1	Category 2	Category 3	Category 4
DRG V8	100.0%			
Category 1	100.0%			
Category 2				
Category 3				
Category 4				
Total	100.0%			



ADRG Summary

ADRG	Description	Episodes		Cost	
		Total	Same-day	Total	Mean
M64	Other Male Reproductive System Disorders	5,640	3,182 (56.4%)	\$11,959,627	\$2,121

Summary of statistical performance and splitting criteria

DRG	Categories	Complexity+	RID	RIV	Criteria								
					1a	1b	1c	1e	2a	2b	2a or 2b	3a	4a
DRG V7	1		0.0%	0.0%									
DRG V8	2		12.2%	11.7%	✓	✓	✓	✓	✗	✓	✓	✓	✓

Splitting Logic

DRG V8	If (ECCS >= 3.5) then M64A; else M64B
--------	---------------------------------------

Episode Statistics

DRG	Episodes				% Distribution of episodes				% Distribution of same-day episodes			
	Category 1	Category 2	Category 3	Category 4	Category 1	Category 2	Category 3	Category 4	Category 1	Category 2	Category 3	Category 4
DRG V7	5,640				100.0%							
DRG V8	4,780	860			84.8%	15.2%			89.9%	10.1%		

Cost Statistics

DRG	Mean cost				Total cost				Absolute change in mean cost			Relative change in mean cost		
	Category 1	Category 2	Category 3	Category 4	Category 1	Category 2	Category 3	Category 4	Category 1 to 2	Category 2 to 3	Category 3 to 4	Category 1 to 2	Category 2 to 3	Category 3 to 4
DRG V7	\$2,121				\$11,959,627									
DRG V8	\$1,733	\$4,275			\$8,283,117	\$3,676,510			\$2,542			2.47		

Episode distribution cross-tab

DRG	Episodes			
	Category 1	Category 2	Category 3	Category 4
DRG V8	4,780	860		
Category 1	4,780			
Category 2	860			
Category 3				
Category 4				

DRG	% Distribution of Episodes			
	Category 1	Category 2	Category 3	Category 4
DRG V8	84.8%	15.2%		
Category 1	84.8%			
Category 2	15.2%			
Category 3				
Category 4				
Total	100.0%			

